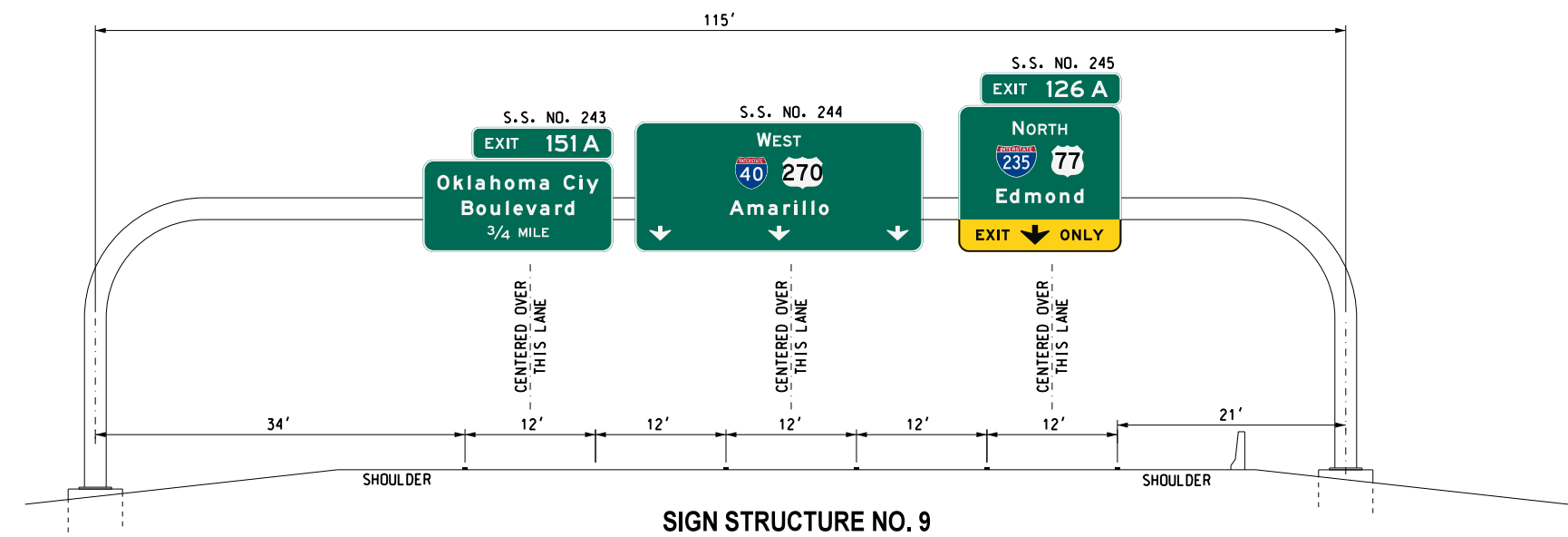
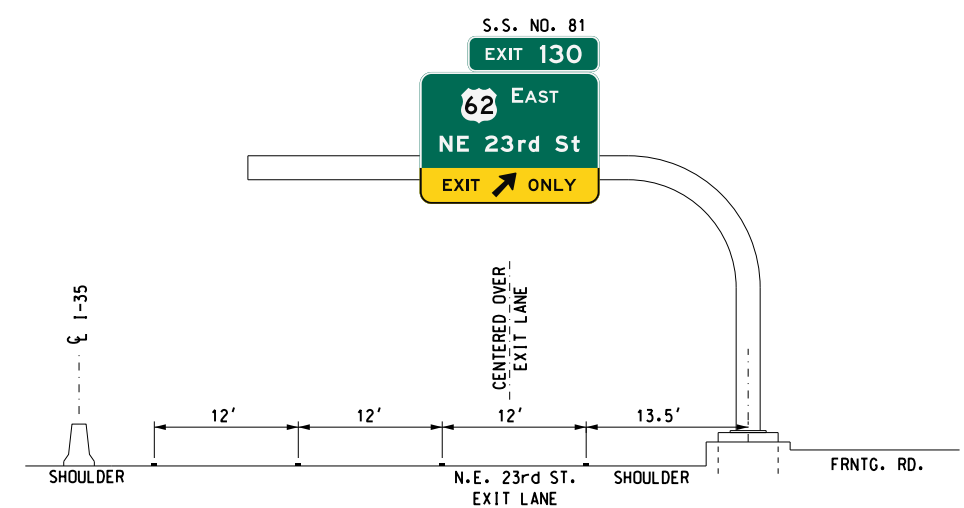


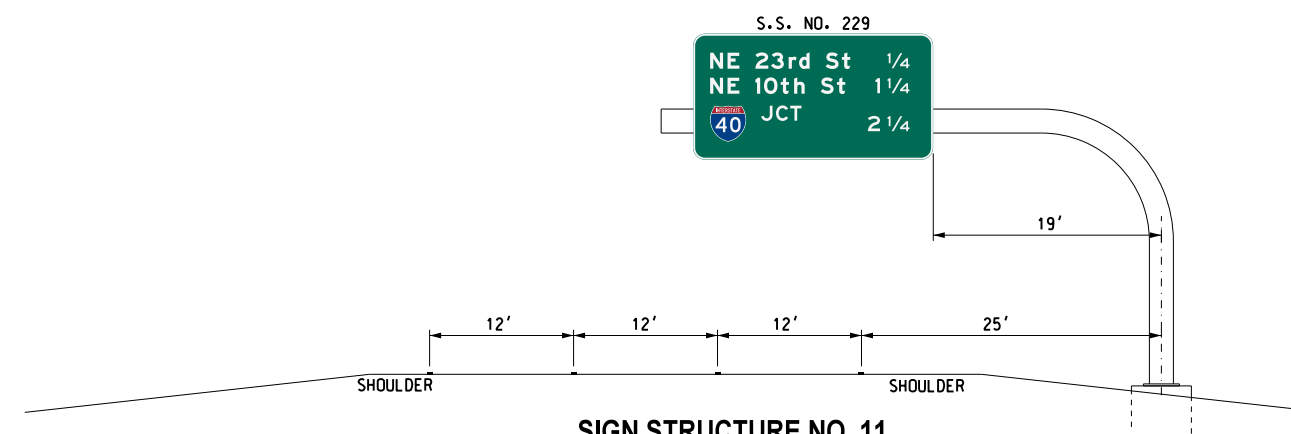
REVISIONS		
NO.	DESCRIPTION	DATE



**SIGN STRUCTURE NO. 9**  
**115' TYPE "B" MONOTUBE**  
**I-35 SOUTH BOUND**  
**APPROX. MILE MARKER 127+1295**  
**(747.25 S.F.)**



**SIGN STRUCTURE NO. 10**  
**TYPE "C" MONOTUBE**  
**I-35 NORTH BOUND**  
**APPROX. MILE MARKER 129+3450**  
**(198.00 S.F.)**



**SIGN STRUCTURE NO. 11**  
**TYPE "C" MONOTUBE**  
**I-35 SOUTH BOUND**  
**APPROX. MILE MARKER 130+1965**  
**(210.00 S.F.)**

G:\0\Projects\T-2598 I-35 Signing Project - EC-888B.Task\102-32625(04)-SIGN STR DETAILS.dgn 09/14/17

Design	SDH	09/14/17
Drawn	CCC	09/14/17



**SIGN STRUCTURE DETAILS**  
**(3 OF 5)**